



Ed Coyne  
Senior Managing Director,  
National Sales

### Five Reasons Why Gold Stocks Make Sense

Authored by Ed Coyne, Senior Managing Director, National Sales, Sprott Asset Management LP

Gold mining stocks have soared approximately 30% so far in 2019, based on the performance of the NYSE Arca Gold Miners Index (GDM) as of November 15.<sup>1</sup> Over the last 12 months, the sector is up nearly 50%. Some investors may assume that gold stocks have run their course. On the contrary, we think that the gold mining equities still have a great deal of upside to offer.

In brief, we think we're in the early stages of a prolonged bull market for gold. While the relationship between the prices for gold bullion and gold stocks isn't a linear one, rising demand for the yellow metal commodity has historically driven stock performance. Moreover, despite the recent rally, gold mining stocks have yet to recover from the beating they suffered starting in 2011. Still, recent outperformance — coupled with improving fundamentals — creates momentum, a key factor in many quantitative strategies.

Gold has been a store of value since the beginning of civilization, and yet the nuances of investing in gold — be it the metal or miners — is still a source of confusion. As we see it, that also means opportunity.

Here are five reasons to consider investing in gold equities now.

#### REASON #1. Rising Gold Prices Drive Demand

Figure 1. Gold Bull Market is Just Getting Started



Source: Bloomberg as of 11/15/19. Gold was \$1,514 on 11/1/19, and \$1,468 as of 11/15/19.

# Special Report

November 15, 2019

Gold recently broke past \$1,500 an ounce for the first time since 2013 (Figure 1), as global political and macroeconomic trends are driving demand for the yellow metal. Along with other strategists, we think gold bullion could surpass its all-time high of \$1,900 within the next couple of years. Key factors driving long-term demand for gold as a store of value and defensive asset, especially among central banks and institutions, include low-to-negative interest rates, rising debt levels, trade tensions and intensifying geopolitical risk.

Price movements for physical gold and gold-mining stocks aren't perfectly in sync, but the relationship between them is strong and persistent, across economic cycles.

Historically, rising (and falling) gold prices have a three-times multiplier effect on gold stocks: If the value of gold bullion increases by 10%, mining stocks tend to increase by 30%, and vice versa. The reason: Miners have significant fixed operating costs and high operating leverage, meaning big swings in physical gold prices have a larger impact on miners' profitability.

This relationship cuts both ways, as we saw after physical gold prices peaked in late 2011. As the value of gold subsequently declined (Figure 2), the value of gold stocks plummeted even more. Between 2011 and 2018, the sector posted negative returns in six out of eight calendar years. Even with recent gains, gold mining stocks have yet to recover relative to historical valuations. Since the sector peak in April 2011, gold mining equities are still off by more than 60%.

**Figure 2. Gold Mining Equities are Very Undervalued**



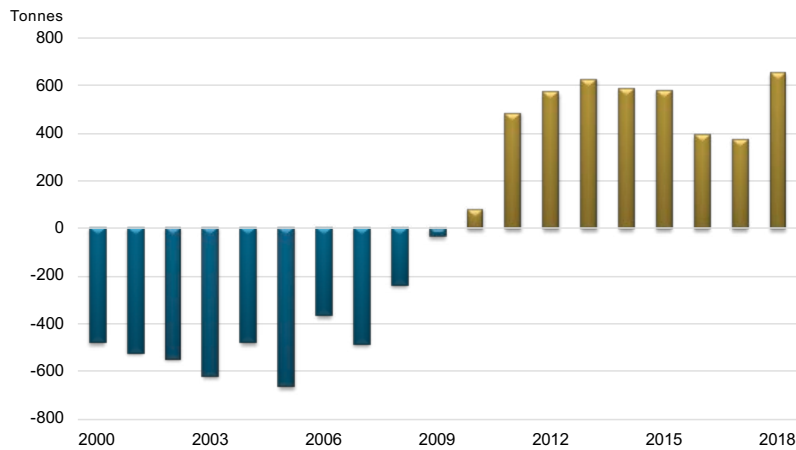
Source: Bloomberg as of 11/12/19.

# Special Report

November 15, 2019

## Figure 3. Gold Demand Has Rebounded: Purchases by Central Banks

Central banks have been net buyers of gold over the past 10 years. Gold plays an important part in central banks' reserves management, and they are significant holders of gold. According to the [World Gold Council](#): "Today, central banks own almost 34,000 tonnes (t) of gold, making it the third-largest reserve asset in the world. The increase in central bank demand for gold reflects current geopolitical, political and economic conditions, as well as structural changes in the global economy. Gold is both a liquid, counter-cyclical asset and a long-term store of value. As such, it can help central banks meet their core objectives of safety, liquidity and return."



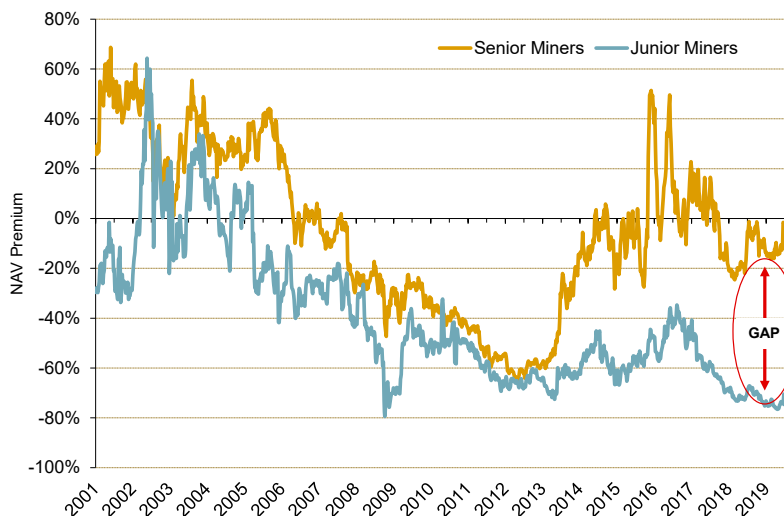
Source: Metals Focus, Refinitiv GFMS, World Gold Council. As of June 30, 2019.

## REASON #2. Gold Stocks are Severely Undervalued

Given the amplified volatility of gold stocks relative to gold, investors need to go in with their eyes wide open. Nevertheless, multi-year declines may now set the stage for significant upside.

While miners as a group still trade below their net asset values, the discounts of smaller, "junior" miners are especially extreme, as much of the recent rally has been driven by the largest, "senior" gold miners. In fact, the valuation gap between North American junior and senior gold miners is the widest it's ever been.

## Figure 4. The Valuation Gap Between Senior and Juniors is at Historic Extremes



Source: BMO Capital Markets, FactSet. North American senior vs. junior gold miners. As of 7/19/19.

# Special Report

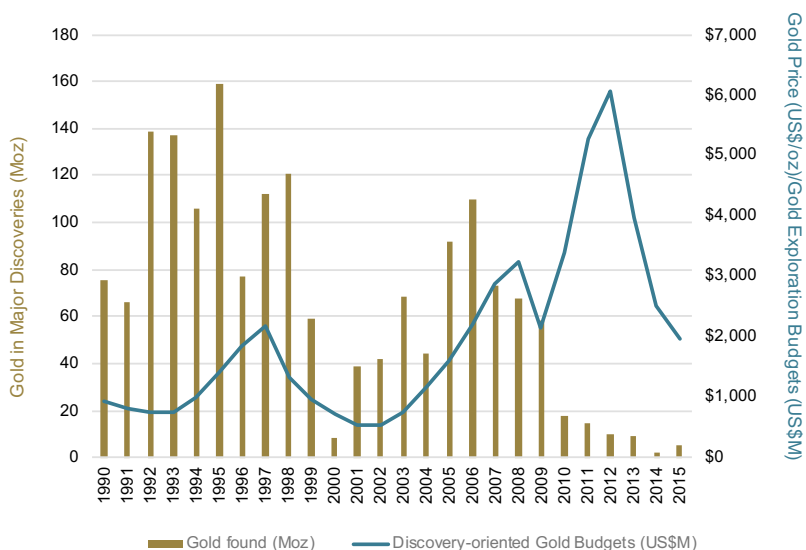
November 15, 2019

## REASON #3. Supplies are Limited

Most investors grasp the importance of investing in companies whose business models are protected by “competitive moats.” Gold miners have this in spades, as it can take 15 years from discovery of a new gold mine to successful ore production. The barriers to entry are enormous for newcomers in this sector, given the need for expensive and specialized equipment, environmental regulations and political considerations.

Meanwhile, the supply of gold is finite and there have been increasingly fewer gold discoveries in recent years. This dynamic — combined with depressed valuations of junior gold miners — is driving consolidation in the industry. It is far cheaper for senior miners to buy new gold production than to “build” capacity themselves. In fact, based on an analysis of recent transactions, there is a 35% discount for buying ounces in the market via acquisitions versus discovering new ounces (according to Scotiabank).

**Figure 5. Major Gold Discoveries have Declined Significantly**



Source: © Copyright by SNL Metals & Mining 2016. All rights reserved.

## REASON #4. Momentum May Turn Positive

Investors love momentum — following positive trends in prices, earnings and other factors — and the rise of quantitative strategies has made this market phenomenon even more pervasive. For the last eight years, momentum has largely worked against the gold mining sector, but now there are signs the wind is shifting, and that momentum could soon work in its favor.

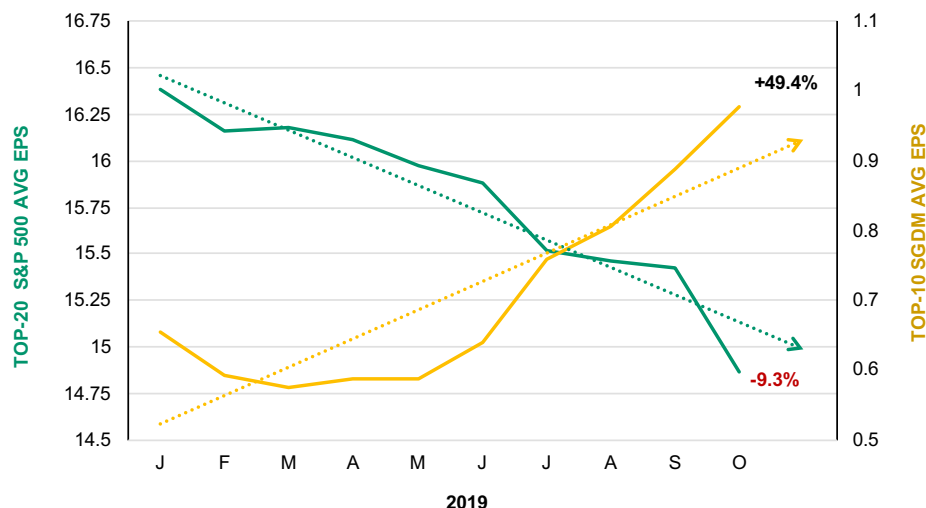
Analysts covering the sector have understandably been conservative in their estimates and may soon be playing catch up, given higher gold prices and a leveling off of mining costs. Any improvements in earnings outlooks could potentially accelerate positive momentum for the sector. As my colleague Paul Wong wrote earlier this month in [The Sweet Spot for Gold Equities](#): “At this stage in the gold cycle, we are in the sweet spot for gold mining company earnings. A starting low gold price base will result in earnings changes with a high percentage increase when measured quarter-over-quarter or year-over-year.”

In Figure 6, we highlight the progression of 2020E EPS (estimates of earnings-per-share) revisions for the top-10 gold mining companies in SGDM<sup>2</sup> versus the average 2020E EPS for the top-20 companies in the S&P 500 Index.<sup>3</sup> Since January 2019, the average 2020E EPS for the top-10 gold mining companies had increased from \$0.65 to \$0.98 by the end of October, representing a 50% jump, compared to a decline of 9% for the S&P 500. After the Q3 reporting season, we would expect that 2020E EPS for gold miners will be revised even higher.

# Special Report

November 15, 2019

Figure 6. Sweet Spot for Gold Mining Company Earnings



Source: Bloomberg as of 10/31/19.

## REASON #5. Gold Stocks Play a Different Role than Bullion

As with any investment, it's important to think about the role of gold stocks in the context of a broader portfolio. One common misconception is that gold stocks and physical gold are two sides of the same coin. While their fates are certainly correlated, as asset classes they could not be more different.

Physical gold, whether it's in the form of coin, bar or a trust (for example, [Sprott Physical Gold Trust](#), NYSE Arca: PHYS), should be viewed as a stable store of value. It's counter-cyclical and has proven over millennia to be an effective hedge against market turbulence and volatility.

**As such, we recommend that investors allocate between 5% to 10% of their assets to physical gold and precious metals.**

Gold stocks, conversely, should be viewed in the context of an investor's overall equity portfolio; the size of the allocation will depend on many factors, including risk tolerance. Strategists advocate owning gold stocks continuously, in part because they have low correlations to the broader market. However, most investors view gold stocks as tactical investments. When valuations are severely depressed, as they are now, gold stocks may have the potential to outperform.

At Sprott, we believe that it may be time to consider investing in gold stocks, in addition to physical gold.

# Special Report

November 15, 2019

## The Sprott Physical Bullion Trusts

potentially provide favorable tax advantages versus owning metals directly or precious metals ETFs.

Tax Treatment if Held More Than 1 Year	Sprott Physical Bullion Trusts*	Precious Metals: Coins, Bullion, ETFs
	<b>15% or 20%</b> Taxed at capital gains tax rate**	<b>28%</b> Taxed at collectibles tax rate

\* Requires the timely filing of a QEF form for your tax return.

\*\* 15% for single filers earning under \$400,000; 20% for married filers earning over \$450,000 and single filers earning over \$400,000.

# Special Report

November 15, 2019

## About Sprott

**Sprott** is a global alternative asset manager with a defining focus on precious metals and real assets investments. Through our subsidiaries in Canada, the U.S. and Asia, Sprott is dedicated to providing investors with world-class investment strategies that include exchange-listed products, active equity strategies and highly-specialized real asset investments. Our deep sector expertise creates investment and financing solutions unparalleled in the industry.

For more information, please visit [sprott.com](http://sprott.com)

# Sprott

[sprott.com](http://sprott.com)

<sup>1</sup> Based on the performance of the NYSE Arca Gold Miners Index (GDM), a rules-based index designed to measure the performance of highly capitalized companies in the Gold Mining industry.

<sup>2</sup> Sprott Gold Miners Exchange Traded Fund (NYSE Arca: SGDM) seeks investment results that correspond (before fees and expenses) generally to the performance of its underlying index, the Solactive Gold Miners Custom Factors Index (Index Ticker: SOLGMCFT). The Index aims to track the performance of larger-sized gold companies whose stocks are listed on Canadian and major U.S. exchanges.

<sup>3</sup> The S&P 500 Index (SPX) is an index of 505 stocks issued by 500 large U.S. companies with market capitalizations of at least \$6.1 billion.

Sprott Asset Management LP is the investment manager to the Sprott Physical Bullion Trusts (the "Trusts"). Important information about the Trusts, including the investment objectives and strategies, purchase options, applicable management fees, and expenses, is contained in the prospectus. Please read the document carefully before investing. Investment funds are not guaranteed, their values change frequently and past performance may not be repeated. This communication does not constitute an offer to sell or solicitation to purchase securities of the Trusts.

The risks associated with investing in a Trust depend on the securities and assets in which the Trust invests, based upon the Trust's particular objectives. There is no assurance that any Trust will achieve its investment objective, and its net asset value, yield and investment return will fluctuate from time to time with market conditions. There is no guarantee that the full amount of your original investment in a Trust will be returned to you. The Trusts are not insured by the Canada Deposit Insurance Corporation or any other government deposit insurer. Please read a Trust's prospectus before investing.

The information contained herein does not constitute an offer or solicitation to anyone in the United States or in any other jurisdiction in which such an offer or solicitation is not authorized or to any person to whom it is unlawful to make such an offer or solicitation. Prospective investors who are not resident in Canada or the United States should contact their financial advisor to determine whether securities of the Funds may be lawfully sold in their jurisdiction.

The information provided is general in nature and is provided with the understanding that it may not be relied upon as, nor considered to be, the rendering of tax, legal, accounting or professional advice. Readers should consult with their own accountants and/or lawyers for advice on the specific circumstances before taking any action.

**This article may not be reproduced in any form, or referred to in any other publication, without acknowledgement that it was produced by Sprott Asset Management LP and a reference to [www.sprott.com](http://www.sprott.com).** The opinions, estimates and projections ("information") contained within this report are solely those of Sprott Asset Management LP ("SAM LP") and are subject to change without notice. SAM LP makes every effort to ensure that the information has been derived from sources believed to be reliable and accurate. However, SAM LP assumes no responsibility for any losses or damages, whether direct or indirect, which arise out of the use of this information. SAM LP is not under any obligation to update or keep current the information contained herein. The information should not be regarded by recipients as a substitute for the exercise of their own judgment. Please contact your own personal advisor on your particular circumstances. Views expressed regarding a particular company, security, industry or market sector should not be considered an indication of trading intent of any investment funds managed by Sprott Asset Management LP. These views are not to be considered as investment advice nor should they be considered a recommendation to buy or sell. SAM LP and/or its affiliates may collectively beneficially own/control 1% or more of any class of the equity securities of the issuers mentioned in this report. SAM LP and/or its affiliates may hold short position in any class of the equity securities of the issuers mentioned in this report. During the preceding 12 months, SAM LP and/or its affiliates may have received remuneration other than normal course investment advisory or trade execution services from the issuers mentioned in this report.