

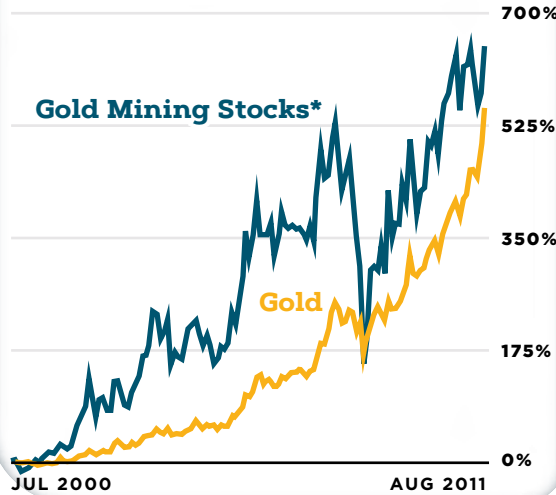
# How Gold Stocks Excel in Gold Bull Markets



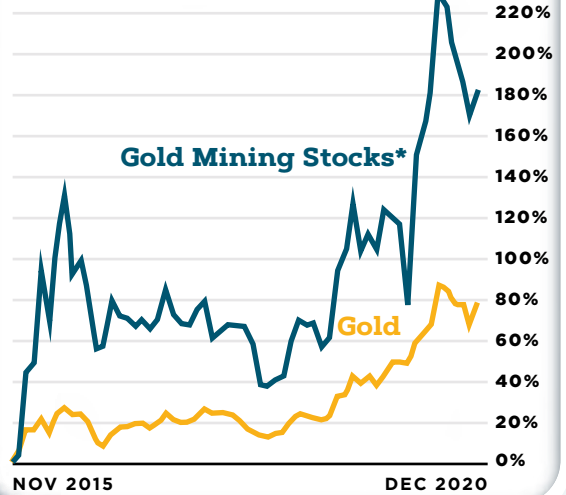
## THE RETURNS OF GOLD MINING STOCKS VS. GOLD BULLION

Because of their operating leverage, gold mining stocks have the potential to outperform as gold prices rise. Higher gold prices often result in increased profit margins and free cash flow for gold miners, which can result in higher returns and dividends for shareholders.

### PRIOR GOLD BULL MARKET OF 2000-2011



### CURRENT GOLD BULL MARKET OF 2015-2020



## Case Study

### Barrick Gold Performance

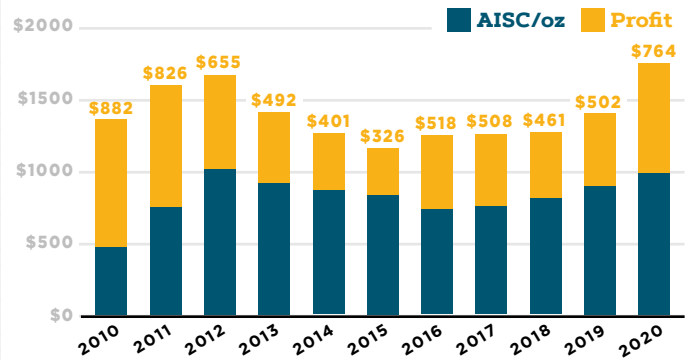
**When the price of gold rises in a bull market, this can have a dramatic impact on the profitability of a gold mining company.**

For gold miners, production costs rise much more slowly than the price of gold. So any increase in the price of gold can go straight to the bottom line.

For example, AISC (all-in sustaining costs) averaged \$975 per ounce in 2019, while gold prices averaged \$1,400; in other words, \$425 in profits. In 2020, AISC have remained close to \$984, and gold prices have averaged closer to \$1,748, or **\$764** in profits.

**Even slight increases in gold's price can have large effects on a mining company's revenue and valuation.**

### AVERAGE REALIZED GOLD PRICE/OUNCE VS. ALL-IN SUSTAINING COSTS/OUNCE



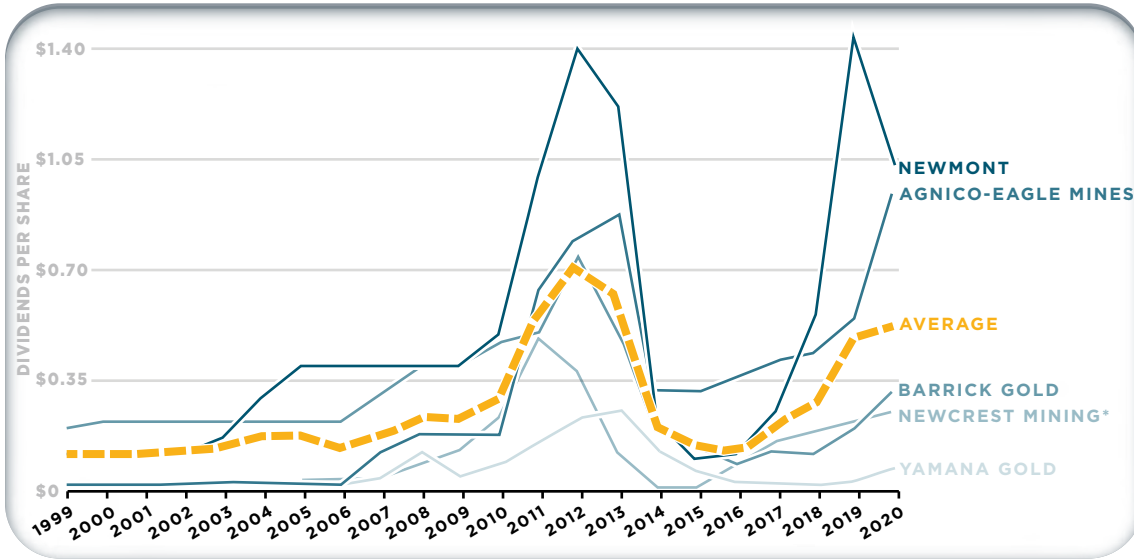
"Capturing the benefit of higher gold prices through agile management and operational efficiency, Barrick Gold Corporation increased its operating cash flow by 80% quarter-on-quarter to \$1.9 billion and free cash flow by 151% to \$1.3 billion in the third quarter of 2020 — a record level of quarterly free cash flow for the company."

**Barrick Gold Corporation** Nov 5, 2020

# Why there's room for more upside

Gold mining stocks offer an undervalued growth opportunity for investors looking to capitalize on the gold bull market.

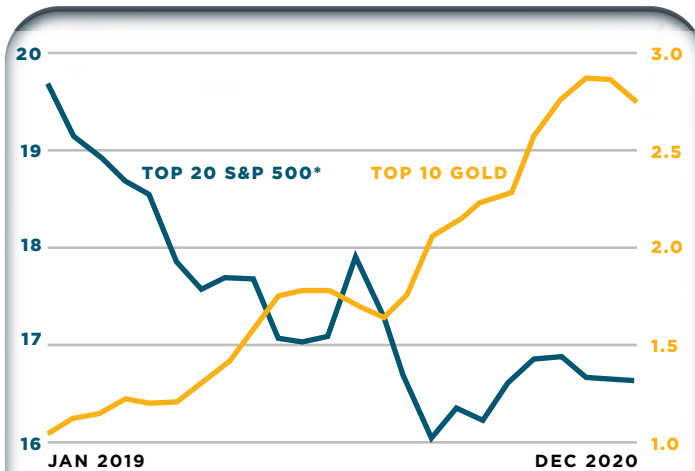
## RIISING DIVIDENDS IN BULL MARKETS



Gold mining companies actively increase dividends in bull markets, enabling shareholders to reinvest and accelerate potential growth, or hold onto the payout and trim the risk of a potential cyclical downturn in gold prices.

\* NEWCREST MINING VALUES ARE IN \$AUD 2000-2013 AND \$USD 2016 ONWARDS. NEWCREST MINING DID NOT PAY DIVIDENDS IN 2014 OR 2015.

## EARNINGS PER SHARE (EPS) ESTIMATES



EPS estimates are up **-174%** for the top 10 gold mining companies and are down **-16%** for the top 20 S&P 500 companies.

## GOLD MINING STOCKS\* / GOLD BULLION RATIO



Gold Mining Stocks vs. gold bullion ratio is at historically low levels and a return to pre-2008 levels is more than a **200%** increase.

\*Gold mining stocks are represented by the NYSE Arca Gold Miners Index. The Index provides exposure to publicly traded companies worldwide involved primarily in the mining for gold, representing a diversified blend of small-, mid- and large-capitalization stocks. The S&P 500 Index is an index of stocks issued by the 500 largest U.S. companies. You cannot invest directly in an index.

### Important Disclosure

The inclusion of specific gold mining company names or information does not represent a recommendation to buy or sell any security.

Past performance is no guarantee of future results. You cannot invest directly in an index. This content is intended solely for the use of Sprout Asset Management USA, Inc. for use with investors and interested parties. Investments, commentary and statements are unique and may not be reflective of investments and commentary in other strategies managed by Sprout Asset Management USA, Inc., Sprout Asset Management LP, Sprout Inc., or any other Sprout entity or affiliate. Opinions expressed in this commentary are those of the presenter and may vary widely from opinions of other Sprout-affiliated Portfolio Managers or investment professionals.

Generally, natural resources investments are more volatile on a daily basis and have higher headline risk than other sectors as they tend to be more sensitive to economic data, political and regulatory events as well as underlying commodity prices. Natural resource investments are influenced by the price of underlying commodities like oil, gas, metals, coal, etc.; several of which trade on various exchanges and have price fluctuations based on short-term dynamics partly driven by demand/supply and also by investment flows. Natural resource investments tend to react more sensitively to global events and economic data than other sectors, whether it is a natural disaster like an earthquake, political upheaval in the Middle East or release of employment data in the U.S.

This content is for information purposes only and should not be relied upon as investment advice. We strongly recommend that you consult your investment professional for a comprehensive review of your personal financial situation before undertaking any investment strategy. The information contained herein does not constitute an offer or solicitation to anyone in the United States or in any other jurisdiction in which such an offer or solicitation is not authorized or to any person to whom it is unlawful to make such an offer or solicitation. Prospective investors who are not resident in Canada or the United States should contact their financial advisor to determine whether securities of the Funds may be lawfully sold in their jurisdiction.

Sprout assumes no responsibility for any losses or damages, whether direct or indirect, which arise out of the use of this information. Sprout is not under any obligation to update or keep current the information contained herein. The information should not be regarded by recipients as a substitute for the exercise of their own judgment.